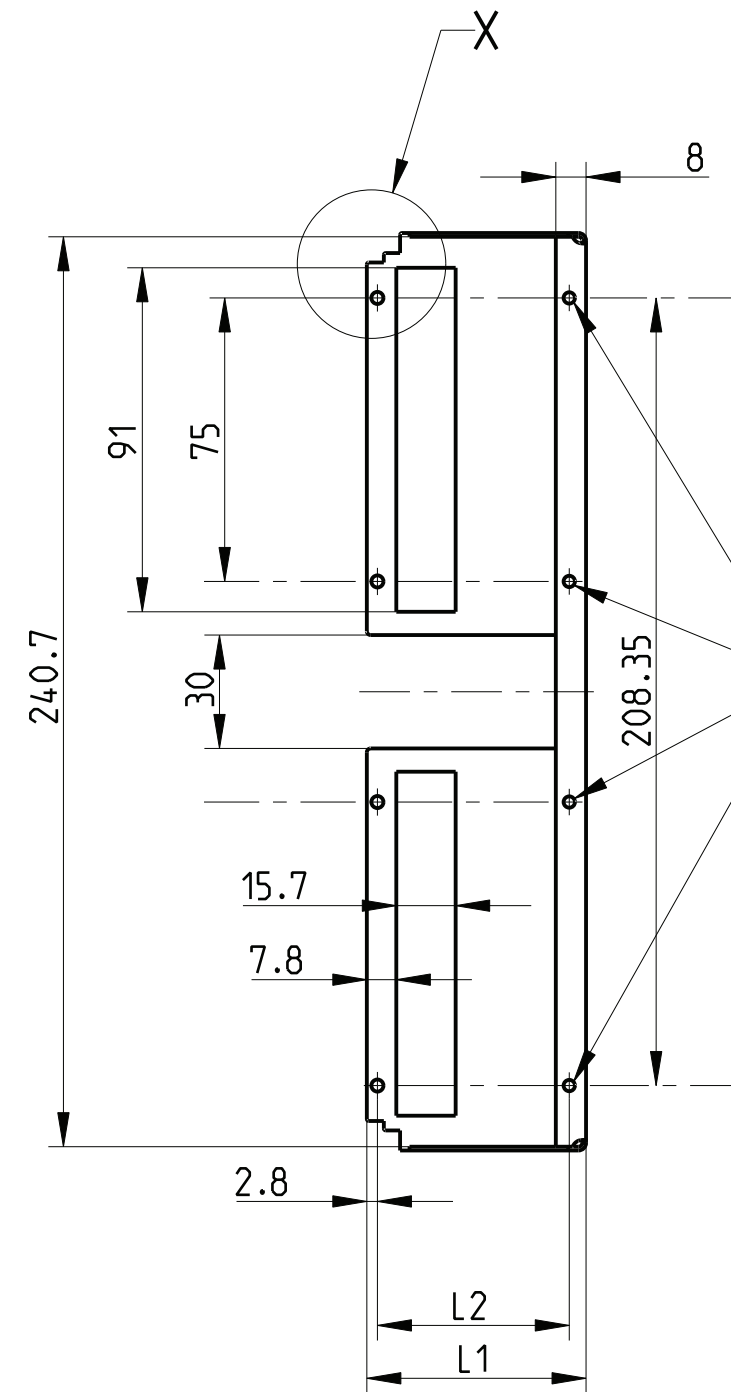
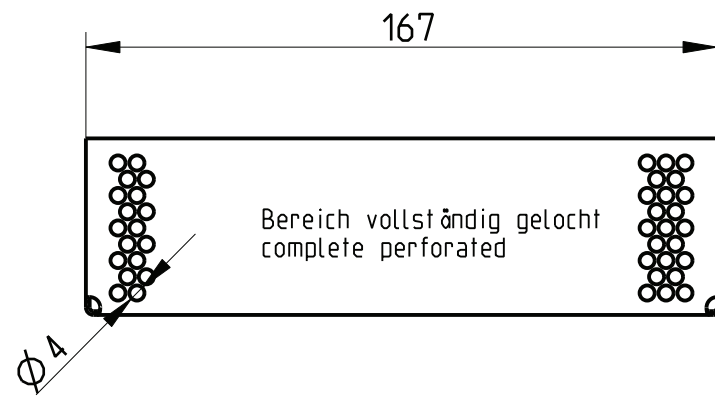
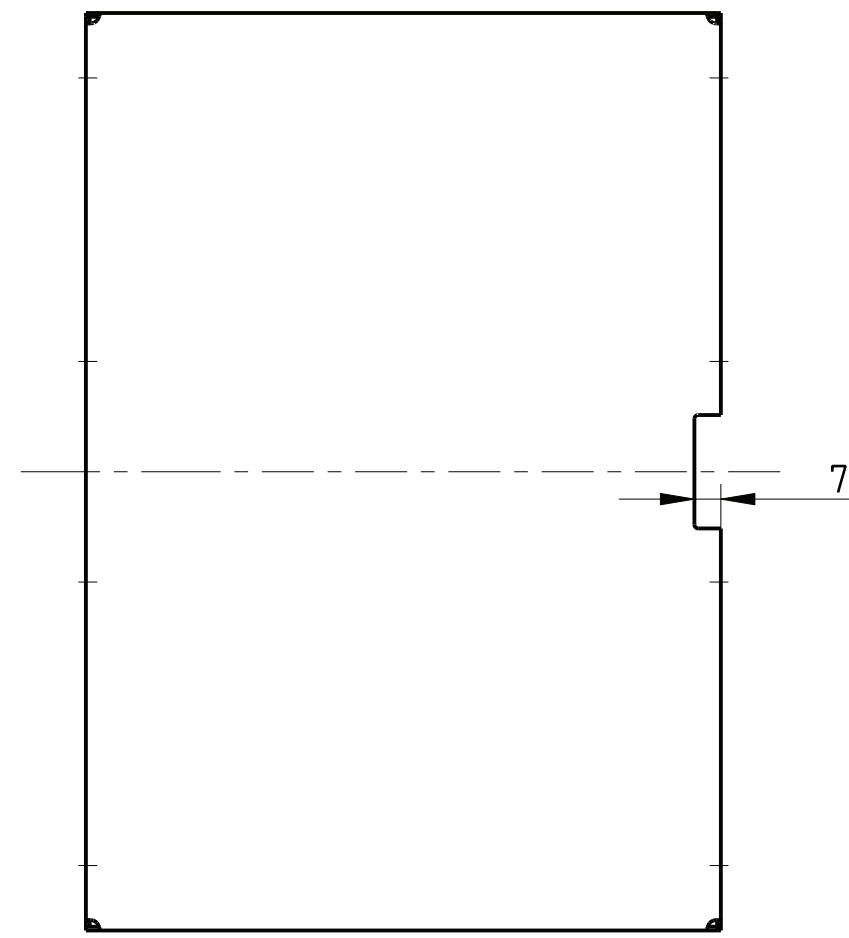
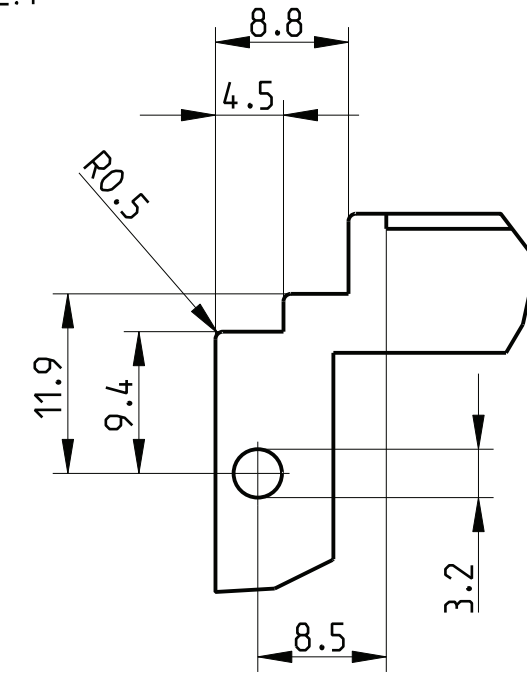


gezeichnete Ausführung Z.-Nr.:12
Drawn version dwg No 12



Einpreßmutter M3 verdeckt(4x)
Insert Nut M3 covered(4x)

X
2:1



The reproduction, distribution and utilization of this document as well as the communication of its contents to others without explicit authorization is prohibited. All rights reserved in the event of a patent, utility model or design.

- 1) matt gebeizt, farblos chromatiert
clear chromated
- 2) Standardprodukt: alle weiteren Typen auf Anfrage
Standard product: all other types on request
- 3) Technische Aenderungen vorbehalten
Subject to change without notice
- 4) fuer 160 mm Leiterplattentiefe / Frontplattenbefestigung
for 160mm pcb depth /frontplate fastening

Dieses Bauteil unterliegt den Reglementierungen der RoHS Richtlinie und deren Umsetzung im ElektroG.

This component is subject to the RoHS directive and its applications within the Electrical and Electronic Equipment Act (ElektroG).

Art.Nr.	Zeichnungs Nr.	L1	L2	L3	n
2) 3685713	226 215.0234.06	27.52	20.28	4.30	1
2) 3685654	226 215.0234.07	32.60	25.36	8.60	2
2) 36857153	226 215.0234.08	37.70	30.44	12.90	3
2) 3685655	226 215.0234.10	47.80	40.60	21.50	5
2) 3685656	226 215.0234.12	58.00	50.76	34.40	8
2) 3685657	226 215.0234.14	68.16	60.92	43.00	10
	226 215.0234.21	103.72	96.48	77.40	18

		Toleranzen tolerances		Oberfläche surface 1)		Maßstab/scale 1:2	
						Aluminium	
		Date	10.05.05	Abdeckhaube perf.6HE f.LP160mm		1 Blätter sheets	
		Name	Vishwa	Cover perforated 6U f.PCB160mm			
b	HT0120	27.05.13	Kör.	Prf.	Schaffer	Typ: Steckblock	
a	R431	02.05.06	FroS	HEITEC		Type: box type plug-in-unit	
Rev.	Rev no.	Date	Name			226 215.0234.06-21 MB b	

CAD