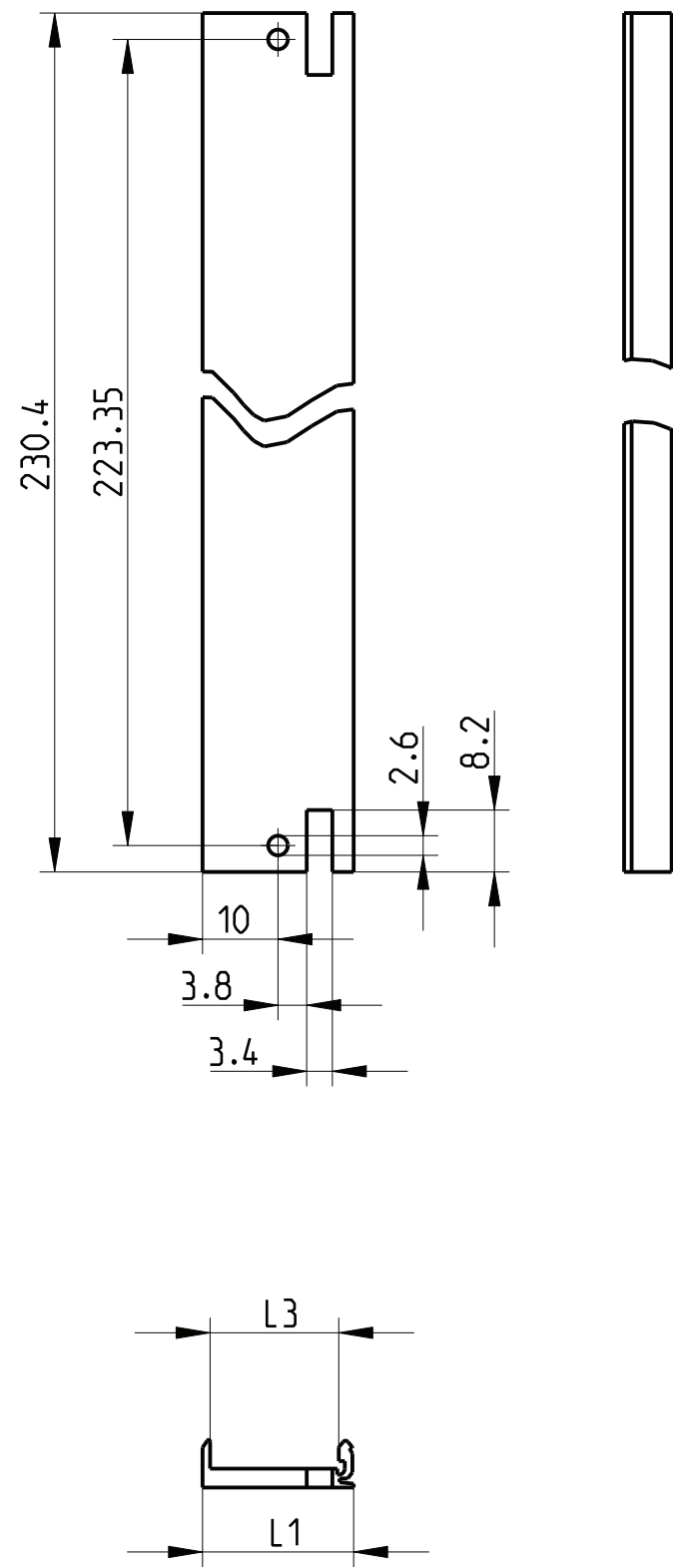
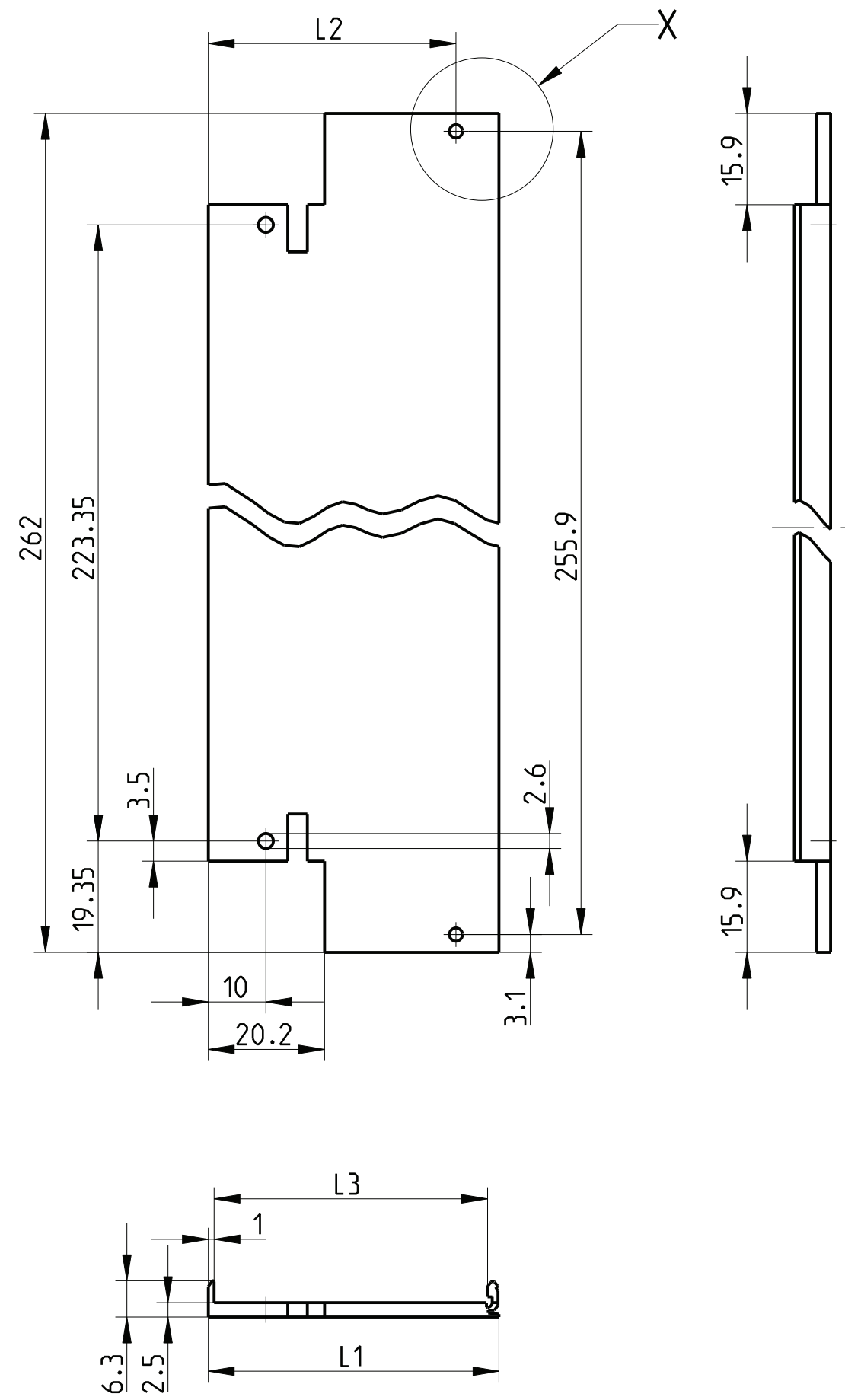


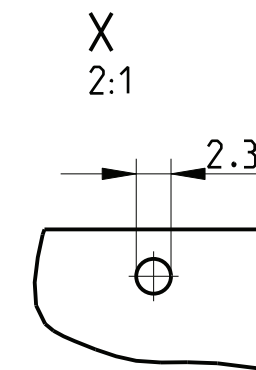
Variante A
gezeichnete Ausführung Z.-Nr.:04
Drawn version dwg No 04



Variante B
gezeichnete Ausführung Z.-Nr.:10
Drawn version dwg No 10



Art.Nr.	Zeichnungs Nr.	Var.	L1	L2	L3
2) 3685532	J31806-V0111-M004	A	20.0	--	17.05
2) 3685533	J31806-V0111-M005	B	25.1	--	22.13
2) 3685534	J31806-V0111-M006	B	30.2	--	27.21
2) 3685535	J31806-V0111-M007	B	35.3	--	32.29
2) 3685536	J31806-V0111-M008	B	40.3	32.9	37.4
	J31806-V0111-M009	B	45.4	38.0	42.4
2) 3685537	J31806-V0111-M010	B	50.5	43.0	47.5
	J31806-V0111-M011	B	55.6	48.1	52.6
2) 3685538	J31806-V0111-M012	B	60.7	53.2	57.7
	J31806-V0111-M013	B	65.7	58.3	62.8
	J31806-V0111-M014	B	70.8	63.4	67.8
	J31806-V0111-M015	B	75.9	68.5	72.9
	J31806-V0111-M016	B	81.0	73.5	78.0



- 1) matt gebeizt, farblos chromatiert
clear chromate
- 2) Standardprodukt: alle weiteren Typen auf Anfrage
standard product:
all other types on request
- 3) Technische Änderungen vorbehalten
subject to change without notice
- 4) für Hebel-Ziehgriffe, beidseitig
for injector/extractor-handle, both sided

Dieses Bauteil unterliegt den Reglementierungen der RoHS Richtlinie und deren Umsetzung im ElektroG.

This component is subject to the RoHS directive and its applications within the Electrical and Electronic Equipment Act (ElektroG).

Toleranzen tolerances		Oberfläche surface 1)		Maßstab/scale 1:1; 2:1	
				Aluminium	
		Date	23.07.97	Frontplatte 6HE Front panel 6U	
		Name	Bil./Fr.ö.		
A3	HT0120	27.05.13	Kör.	Prf.	Schaffer
A2	R269	02.05.05	Vish	HEITEC	
Rev.	Rev no.	Date	Name		
Ersatz für: 226 216.0111.04-16 MB a				J31806-V0111-M004_M016-A3-0027	

CAD

1 Blätter sheets
Blatt sheet

The reproduction, distribution and utilization of this document as well as the communication of its contents to others without explicit authorization is prohibited. All rights reserved in the event of the grant of a patent, utility model or design.